



KL 1500 LED plus

- All KL 1500 LED basic functions in addition to:
- PC controllable via USB
- Connection for foot switch and remote control
- Intensity control at three sensitivities (fine, standard and coarse tuning)
- LCD display indicates brightness setting, operation mode, or error code
- Electronic shutter function
- Flash function for freezing of movement
- **Approvals:**
The KL 1500 LED *plus* is in compliance with the CE regulations (power supply CE, UL, PSE)
- Manufactured in the EU

KL 1500 LED *plus*

An advanced version of the KL 1500 LED

The KL 1500 LED *plus* is an enhancement of the standard version, designed for the more upscaled demands in industrial and life science applications of Stereo Microscopy and Macroscopy.

The brightness is equivalent to a 150-watt halogene cold light source.

All advantages of LED light sources,

- no bulb changing
 - low energy consumption
 - ripple free DC illumination
 - white light (daylight)
 - no visible color temperature shift on dimming
- are combined with the main advantages of fiber optics,
- very high light intensity focused on a small field of view
 - high flexibility of light and illumination techniques
- for an outstanding price-performance ratio.

KL 1500 LED *plus*

General data

| | | |
|------------------------|-------------|------------------------------------|
| Part-No. | | 150 500 |
| Dimensions (W x D x H) | (mm)/(inch) | 220 x 113 x 137/8.7" x 4.5" x 5.4" |
| Weight | (kg) | Approx. 1.75 |
| Cooling | | Silent fan |

Electrical data

| | | |
|------------------------------|------|----------------------------|
| Operating voltage, frequency | | 90 – 264 V ~, 47 – 63 Hz |
| Input voltage | (V) | 12 V |
| Power consumption | (VA) | Max. 36 |
| Protection class | | II |
| Overvoltage category | | II |
| Diodes | | Cree Xlamp high power LEDs |
| LED power rating | (W) | 7 x 3.5 |
| Average LED life time | (h) | 50.000 |

Illumination data

| | | |
|-----------------------------|-------------|-------------------|
| Light flux | (lm) | 380 |
| Color temperature | (K) | Approx. 6.000 |
| Light control | | Electrical |
| Active light guide diameter | (mm)/(inch) | Max. 9/Max. 0.35" |

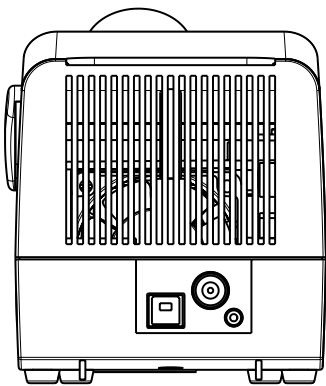
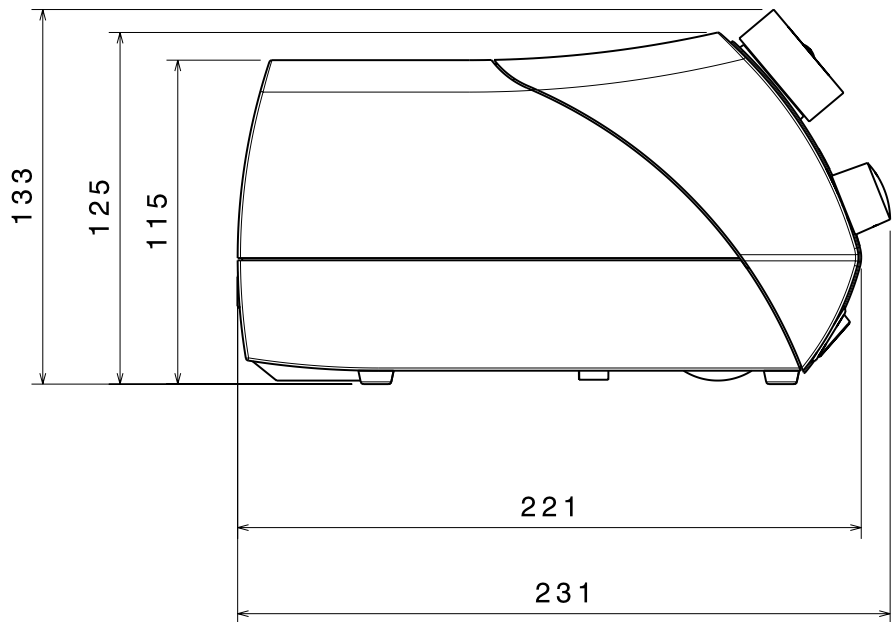
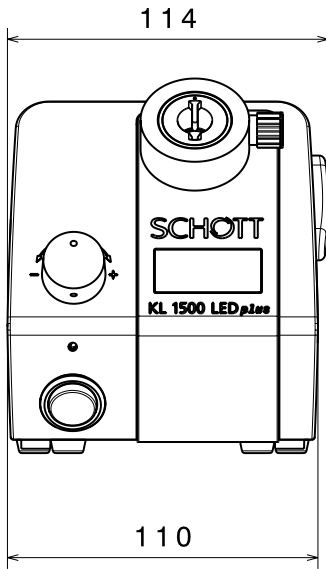
Certification marks

| | |
|-----------|-------------------------------|
| Approvals | CE (power supply CE, UL, PSE) |
| EMV-class | B |

Note: country specific power cord must be ordered separately!

Product improvements may result in specification or feature changes without notice.

KL 1500 LED *plus*



Lighting and Imaging
SCHOTT AG
Otto-Schott-Strasse 2
55127 Mainz
Germany

Phone: +49 (0)6131/66-7796
Fax: +49 (0)6131/66-7850
lightingimaging@schott.com
www.schott.com/lightingimaging

SCHOTT
glass made of ideas

For your local sales contact please visit
www.schott.com/lightingimaging/english/contact